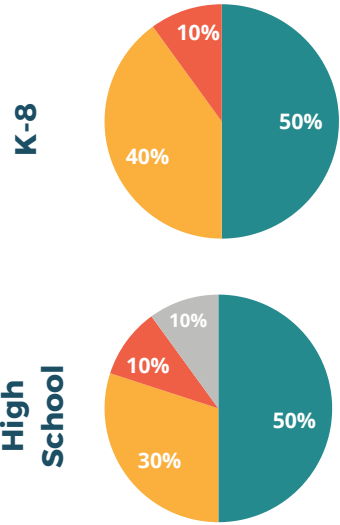


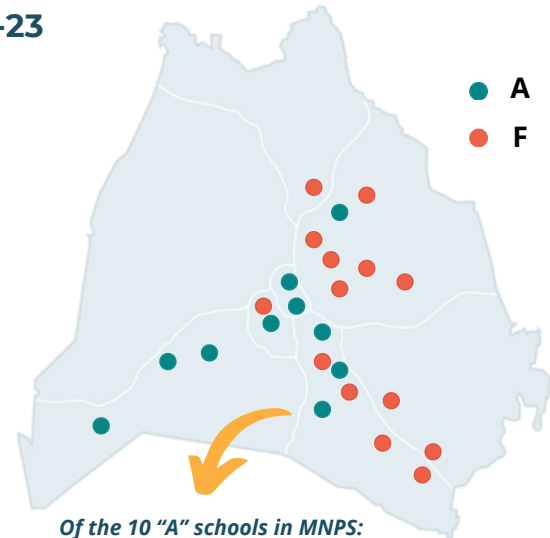
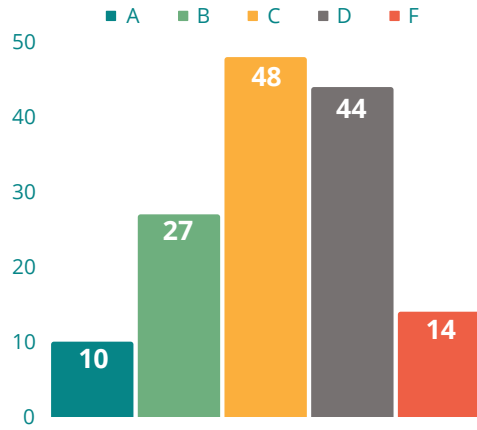
Unpacking MNPS's A-F Accountability Ratings

Tennessee recently implemented an A-F school accountability system, assigning a letter grade to eligible public schools statewide. While A-F accountability systems have been said to aid families in assessing schools and making decisions for their children, the grades can also oversimplify school quality, present mixed results on school achievement, and impact school morale. For more information on A-F systems, check the resources section on [nashvillepef.org](https://www.nashvillepef.org) and read on to learn about MNPS's ratings.

New A-F Indicators



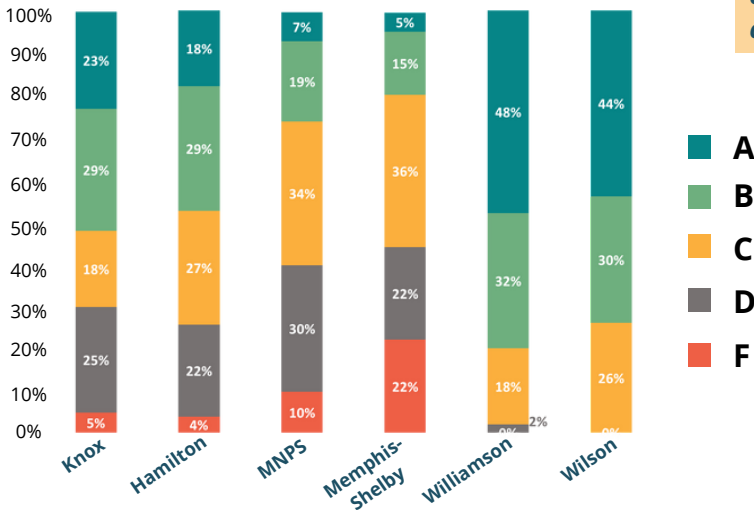
MNPS A-F Grade Distribution, 2022-23



Of the 10 "A" schools in MNPS:

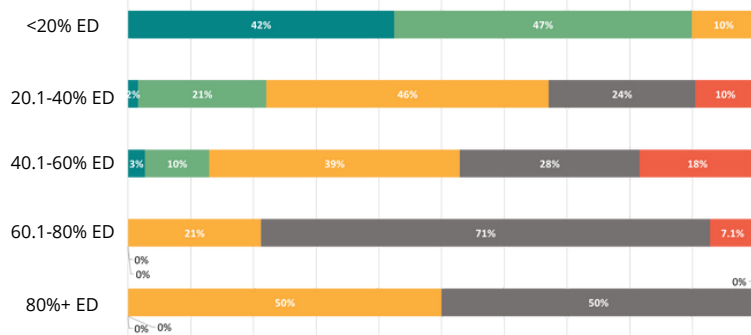
- 3 are zoned elementary schools located in the Hillsboro, Lawson, and Overton clusters
- 2 are academic magnets
- 3 are charter schools
- 1 is an arts high school
- 1 is an early college high school

Distribution of A-F Grades by School Districts, 2022-23



A/B grades are concentrated in schools serving less than 40% economically disadvantaged student populations, signaling a correlation between school grades and poverty.

Distribution of Grades by % Economically Disadvantaged (ED) Students, 2022-23



Highlighting Bright Spots in MNPS

While A-F systems tend to be highly correlated with poverty, several schools in MNPS that serve high percentages of economically disadvantaged students saw significant growth, bringing their A-F ratings up.

Schools with Level 5 Growth Serving 50-60% ED Students

- Dodson Elementary
- Gateway Elementary
- KIPP Academy Nashville
- Madison Middle

Schools with Level 5 Growth Serving 60.1%+ ED Students

