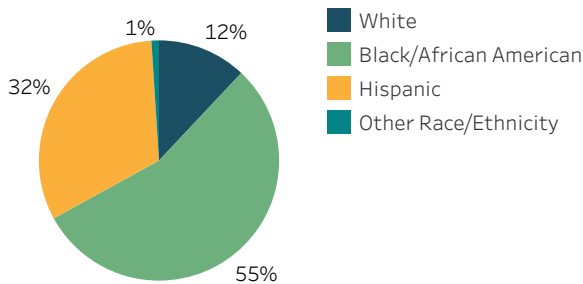


Jere Baxter Middle

Student Enrollment

Student Race/Ethnicity

Students Enrolled: 379



58%

Students who are Economically Disadvantaged

31%

Students with Limited English Proficiency

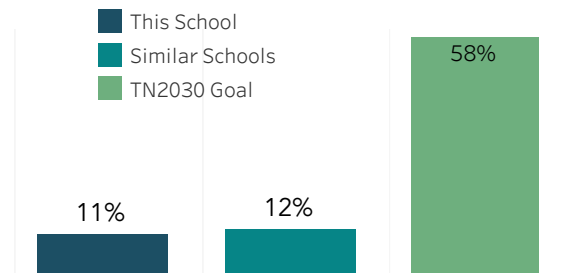
19%

Students with Disabilities

Academic Data

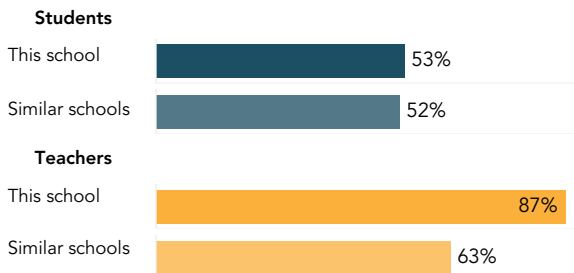
	This School	Similar Schools*
Growth Score (TVAAS 1-5)	5.0	3.7
ELA Proficiency (All Students)	9%	8%
Math Proficiency (All Students)	8%	11%

7th Grade Math Proficiency



School Climate Survey Results

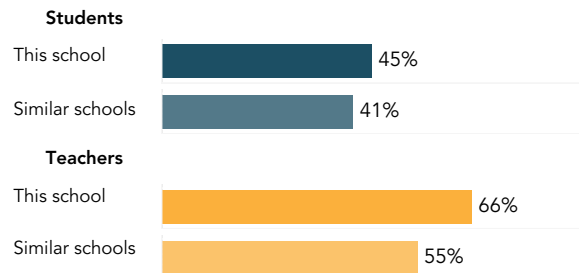
Positive Responses about School Safety



Positive Responses about Academic Press/Rigor and Teacher Quality



Positive Responses about Sense of Belonging



Positive Responses about School Leadership



Definitions

Similar Schools*: Similar schools are other MNPS schools serving the same grades with similar student populations and school enrollment size.

TVAAS: The Tennessee Value-Added Assessment System measures the impact schools and teachers have on their students' academic growth.

Math/ELA Proficiency: The percent of students in the school who met or exceeded grade level expectations on the 2024 TNReady test.

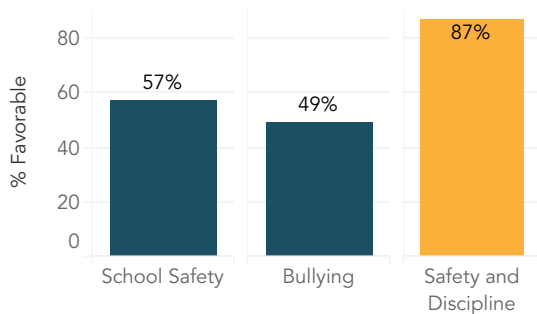
TN2030: A set of goals rooted in research-backed metrics and data that are used to measure and predict student success, compiled and powered by the State Collaborative on Reforming Education (SCORE). For more information, please visit <https://www.tn2030.org/>.

Detailed Breakdown of School Climate Survey Data

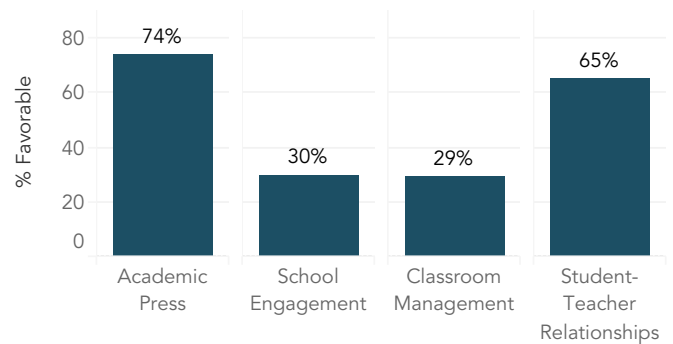
Percent favorable for each survey measure is comprised of the average of several survey questions within that topic area. Blue bars are Student Panorama Fall 2024 survey responses. Yellow bars are Teacher Panorama Fall 2024 survey responses.

The percentages reported on page one of this report are the averages of the percent of favorable responses for each topic area within the category, weighted by the number of questions in each topic area. For more information on the Panorama survey, please visit: <https://www.mnps.org/learn/academics/assessments/surveys/results>.

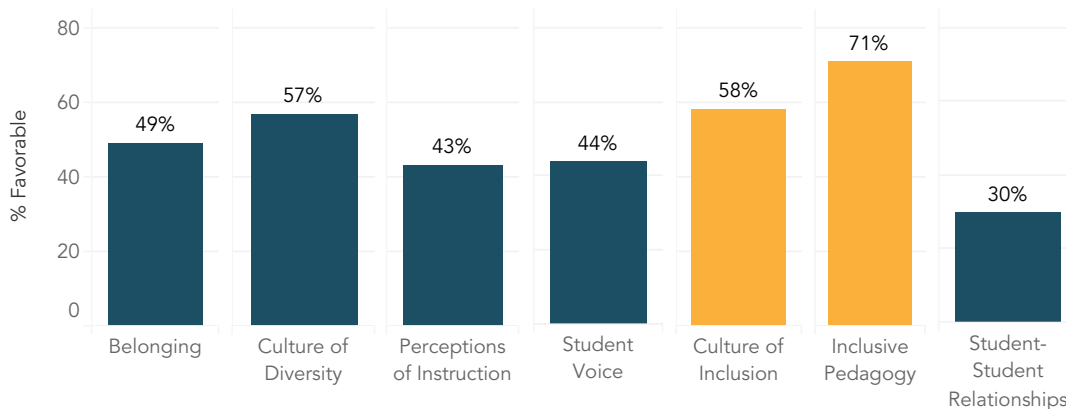
School Safety



Academic Press/Rigor and Teacher Quality



Sense of Belonging



School Leadership

