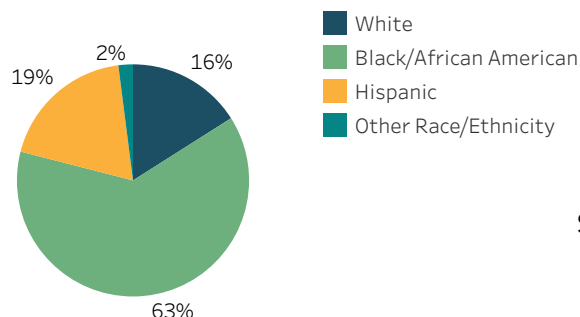


Stratford STEM Magnet School

Student Enrollment

Student Race/Ethnicity

Students Enrolled: 756



54%

15%

20%

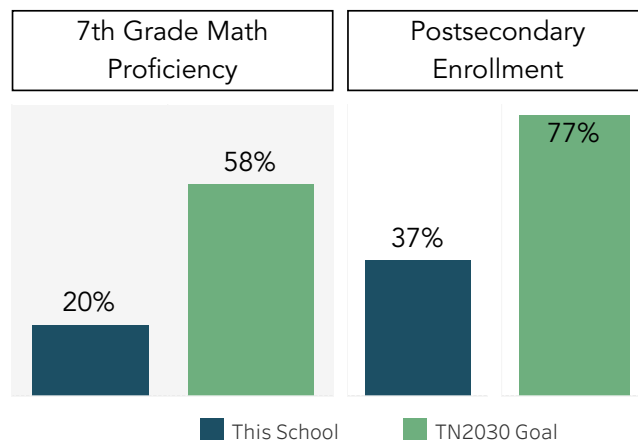
Students who are Economically Disadvantaged

Students with Limited English Proficiency

Students with Disabilities

Academic Data

	High School	6-8 TNReady
ELA Proficiency	15%	11%
Math Proficiency	7%	13%
Growth Score (TVAAS 1-5)	1.0	
Ready Graduate	24%	



School Climate Survey Results

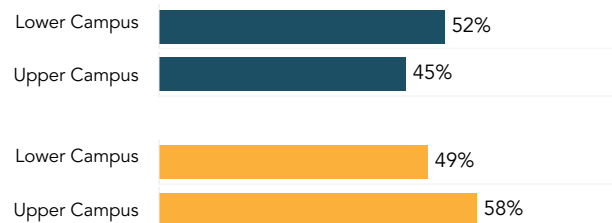
Positive Responses about School Safety



Positive Responses about Academic Press/Rigor and Teacher Quality



Positive Responses about Sense of Belonging



Positive Responses about School Leadership



Definitions

ELA/Math Proficiency: The percentage of students in the school who met or exceeded expectations on 2024 End of Course or state exams.

TVAAS: The Tennessee Value-Added Assessment System measures the impact schools and teachers have on their students' academic growth.

Ready Graduate: The percentage of graduating students who demonstrated readiness for postsecondary education and/or a career after high school.

Postsecondary Enrollment: the percentage of 2023 high school graduates who enrolled in postsecondary education in the summer or fall of 2023.

TN2030: A set of goals rooted in research-backed metrics and data that are used to measure and predict student success, compiled and powered by the State Collaborative on Reforming Education (SCORE). For more information, please visit <https://www.tn2030.org/>.

* Note that the postsecondary outcomes included in the 77% goal include enrolling in college, accepting an apprenticeship, or enlisting in the military.

Detailed Breakdown of School Climate Survey Data

Percent favorable for each survey measure is comprised of the average of several survey questions within that topic area. Blue bars are Student Panorama Fall 2024 survey responses. Yellow bars are Teacher Panorama Fall 2024 survey responses.

The percentages reported on page one of this report are the averages of the percent of favorable responses for each topic area within the category, weighted by the number of questions in each topic area. For more information on the Panorama survey, please visit: <https://www.mnps.org/learn/academics/assessments/surveys/results>.

